

Project: _____

VT#: _____

Customer: _____

Door Type: _____

Door #: _____

Face Material: _____

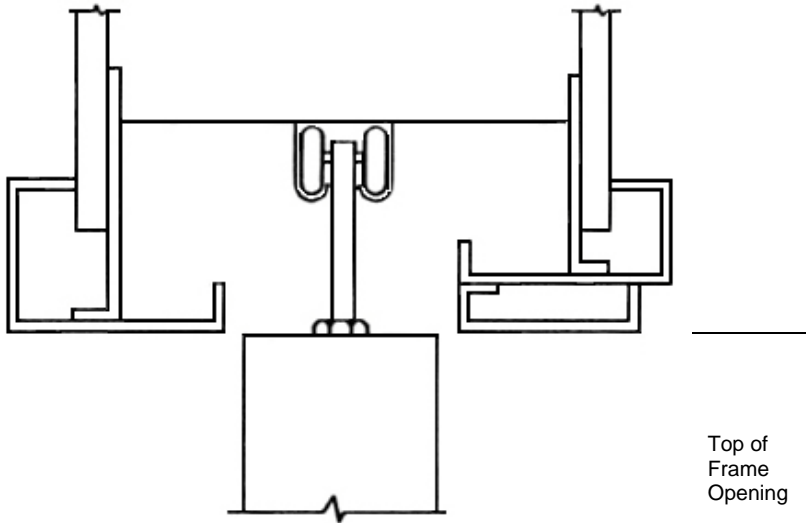
SLIDING DOORS



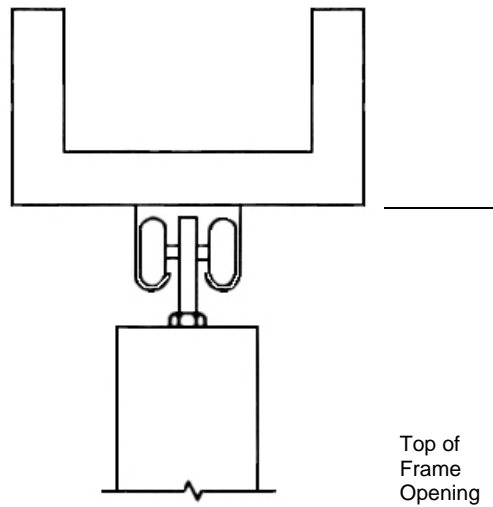
VT INDUSTRIES INC.
ARCHITECTURAL WOOD DOORS
800.827.1615
WWW.VTINDUSTRIES.COM/DOORS

Check Top Track Location Option

Option 1: Track Mounted in Frame



Option 2: Flush Mounted Track




Check Door Position Option

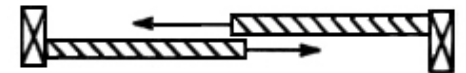
Option 1



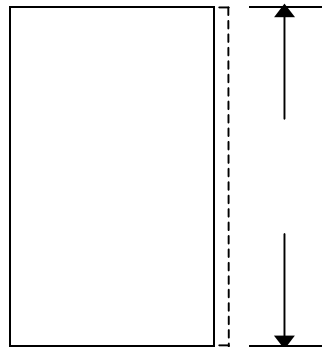
Option 2



Option 3





Frame Opening Width



Frame
Opening
Height

Frame Opening Width



Frame
Opening
Height

of Leaves: _____

Thickness: _____

Net Size Each Leaf: _____

Mfg/Track Model#: _____

Mfg/Pull Model#: _____

Other Accessories: _____

Remarks: _____