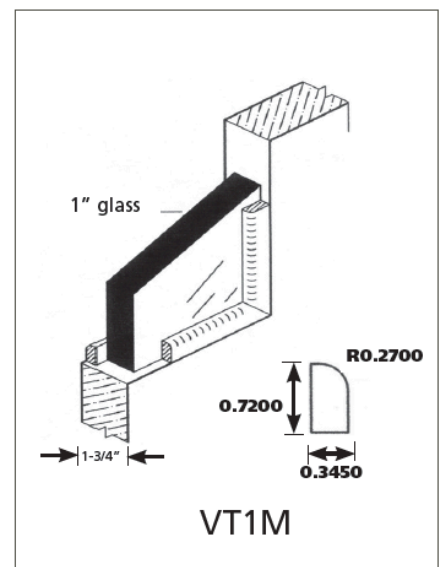
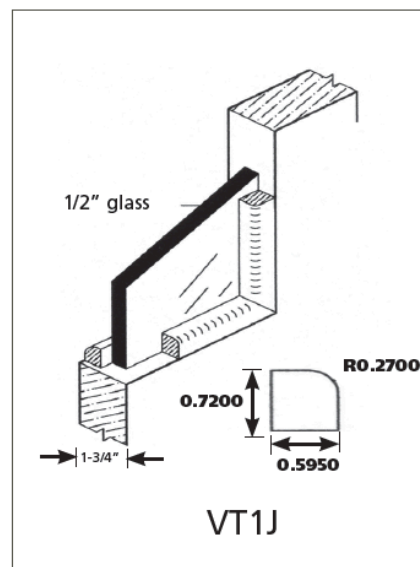
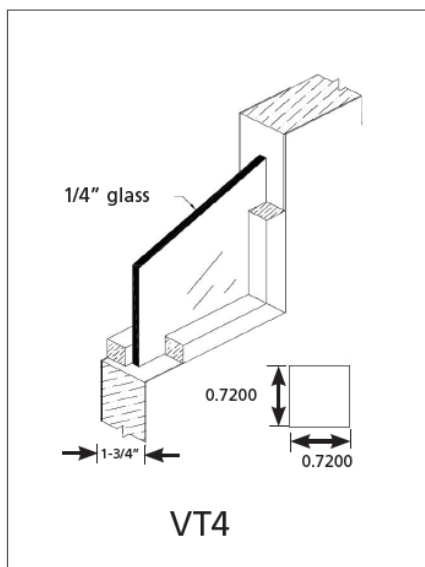
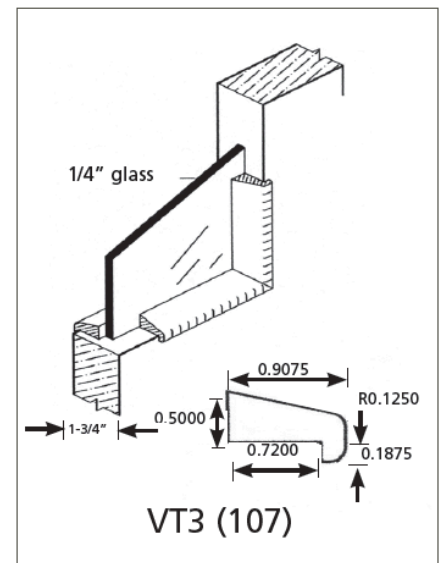
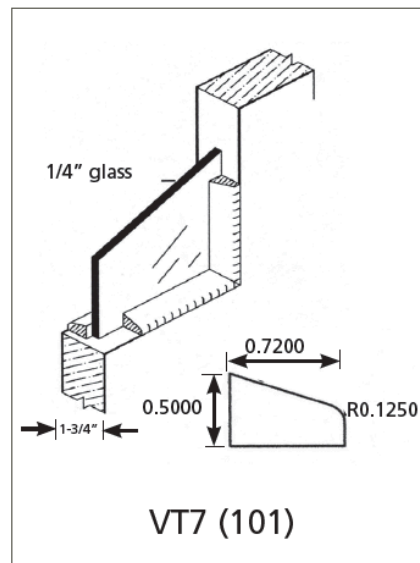
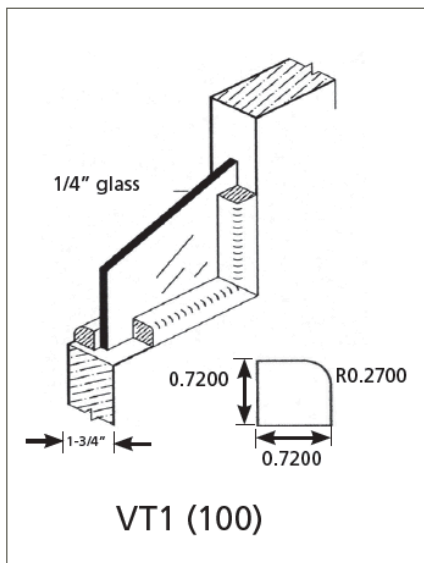


VT STANDARD LITE WOODSTOPS WITH PROFILE DRAWINGS

Non-Rated

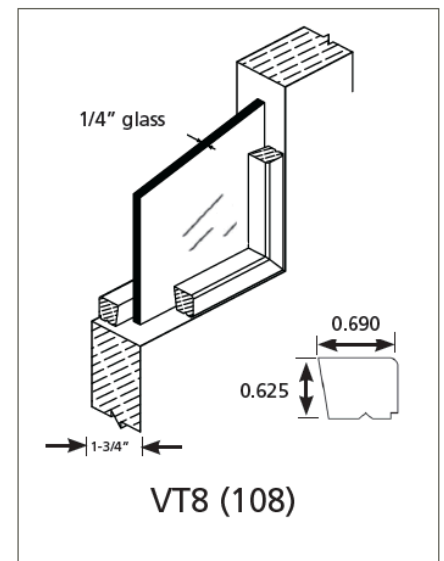
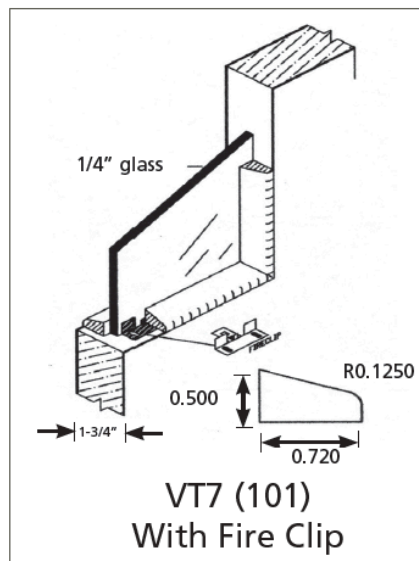
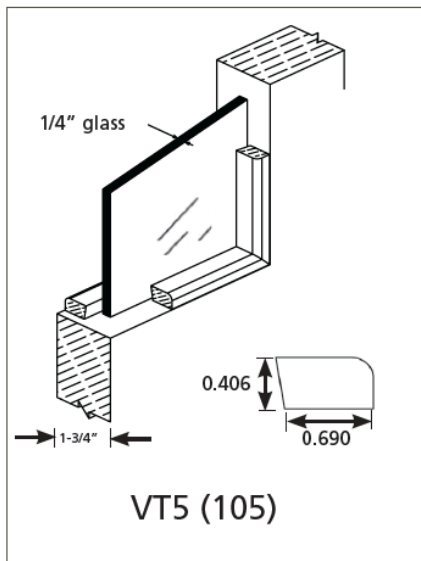
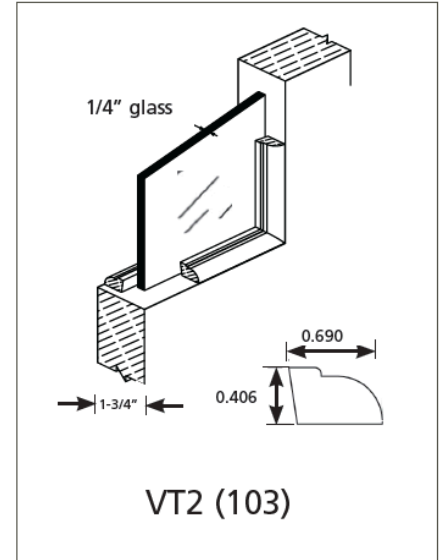
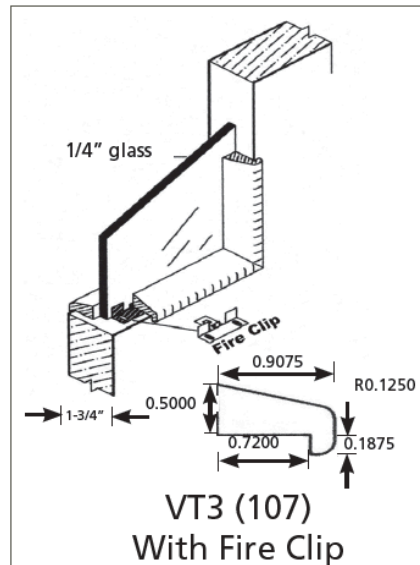
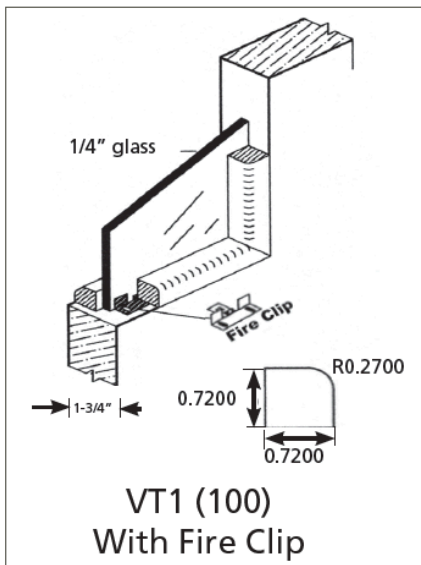
Flush wood stops have one side fixed into place with brads at the factory. The other side is temporarily tacked into place so glass and glazing can be installed at the jobsite. Field fitting of glass and glazing is the responsibility of the installer. Use of a glazing tape or caulk is recommended to reduce glass rattle. All VT profiles have a tolerance of ± 0.005 . Factory installed glazing is available upon customer request.



VT STANDARD LITE WOODSTOPS WITH PROFILE DRAWINGS

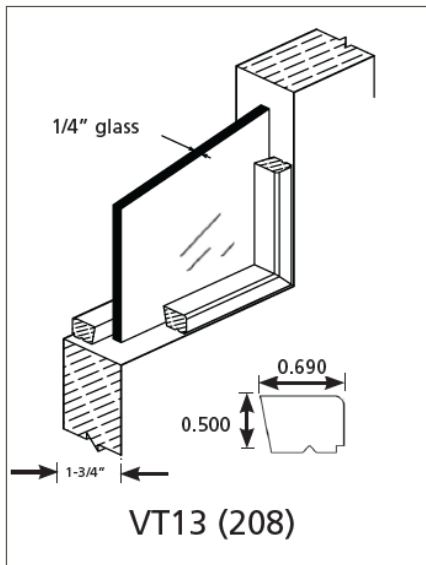
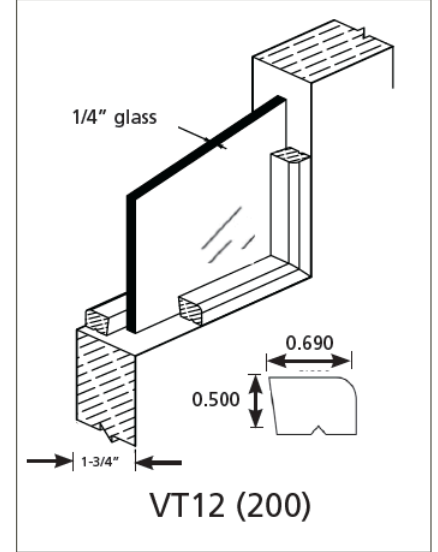
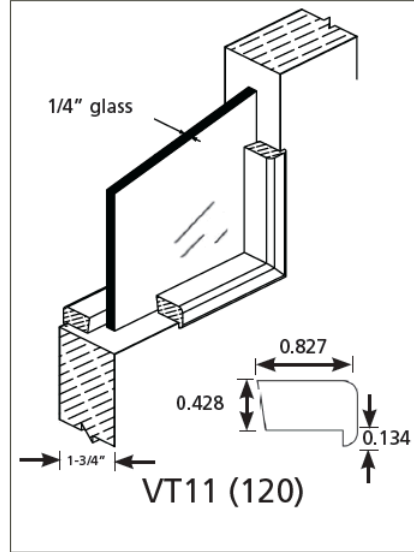
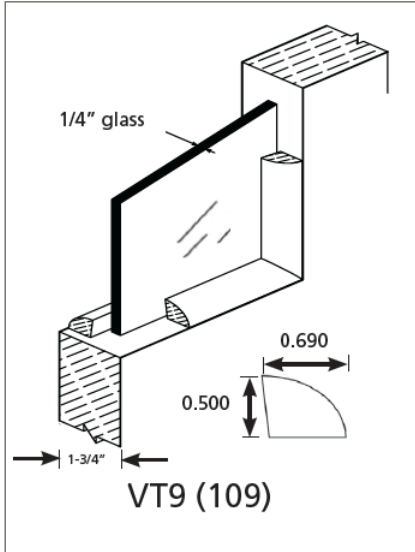
20-Min. Fire-Rated

VT wood stops have one side fixed into place with brads at the factory, along with one-half of Fire Clip™. The other side is temporarily tacked into place, so glass and glazing can be installed at the jobsite. Remaining halves of Fire Clips™ are shipped loose, to be installed with glass. Field fitting of glass and glazing is the responsibility of the installer. Use of a glazing tape or caulk is required. All VT profiles have a tolerance of ± 0.005 . Factory installed glazing is available upon customer request.



VT STANDARD LITE WOODSTOPS WITH PROFILE DRAWINGS

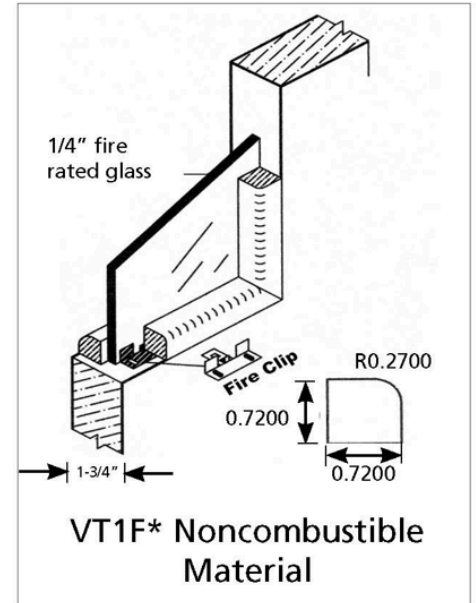
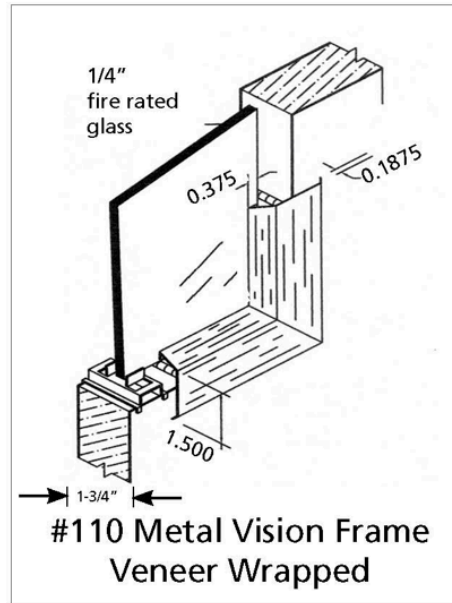
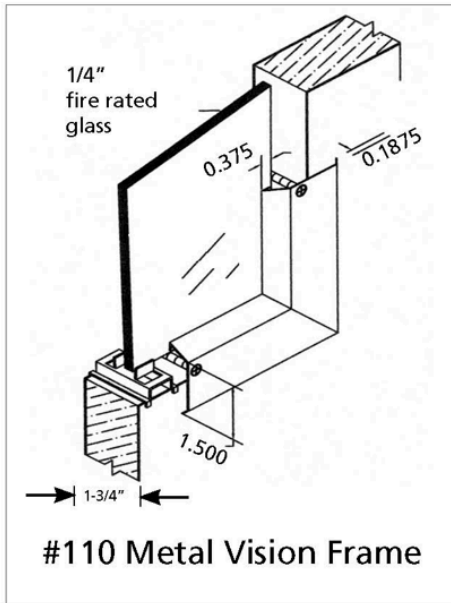
20-Min. Fire-Rated (Continued)



VT STANDARD LITE WOODSTOPS WITH PROFILE DRAWINGS

45-, 60-, 90-Min. Fire Rated

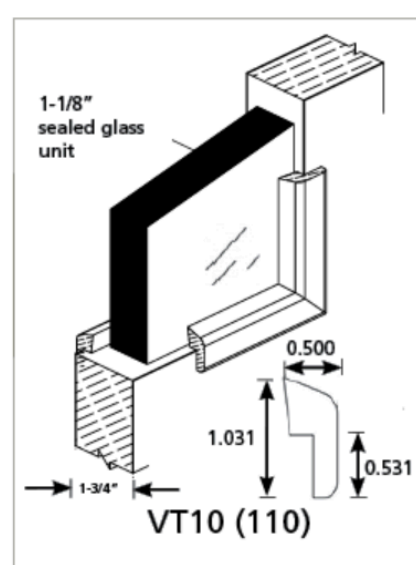
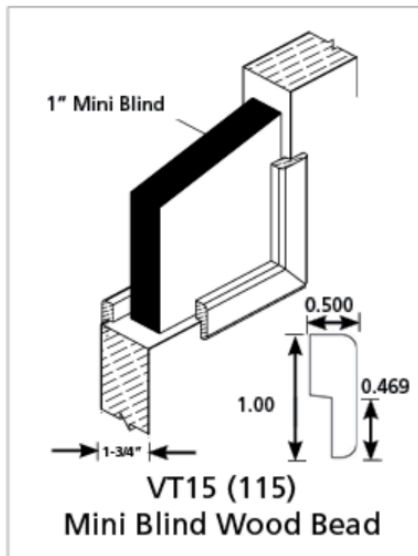
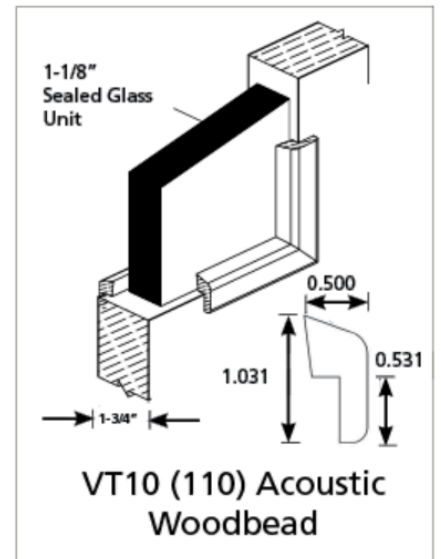
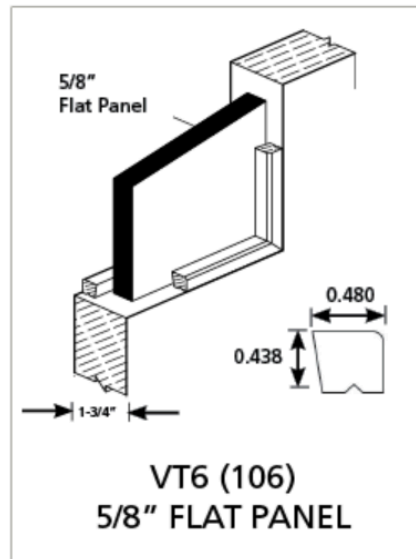
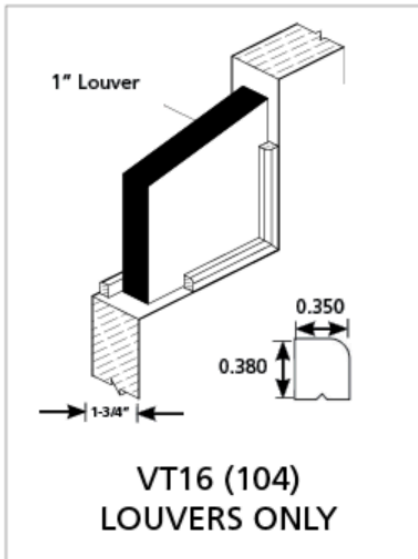
Metal vision panels arrive with beige polyester powder coating. Other paint colors are available for additional cost



* Profile applicable for VT1FP & VT1FM, available on veneered doors only. VT1FM available through Neenah only.

VT STANDARD LITE WOODSTOPS WITH PROFILE DRAWINGS

Specialty Constructions



VT STANDARD LITE WOODSTOPS WITH PROFILE DRAWINGS

PROFILE	VISIBLE LIGHT = CUTOUT - DIMENSION LISTED BELOW
VT1 (100)	1-1/2"
VT1J	1-1/2"
VT1M	1-1/2"
VT1F	1-1/2"
VT1FP	1-1/2"
VT2 (103)	13/16"
VT3 (107)	1"
VT4	1-1/2"
VT5 (105)	13/16"
VT6 (106)	7/8"
VT7 (101)	1"
VT8 (108)	1-1/4"
VT9 (109)	1"
VT10 (110)	1"
VT11 (120)	55/64"
VT12 (200)	1"
VT13 (208)	1"
VT15 (115)	1-1/16"
VT15 (104)	3/4"
VT woodstops available for glass thicknesses other than noted, must specify glass thickness on quote request or order. Dimensions may vary slightly depending on manufacturing facility.	

Puttying Nail Holes:

- Factory finished (clear, stained or painted) – nail holes will be filled to match the finish
- Factory primed – nail holes will be filled but not primed
- Doors shipped without finish – nail holes will not be filled

Related Resources:

[Machining Elevations Technical Bulletin](#)