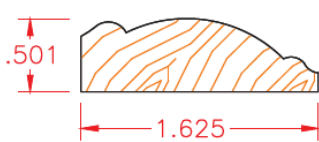
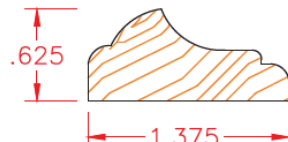


VT STANDARD SURFACE APPLIED MOULDINGS WITH PROFILE DRAWINGS

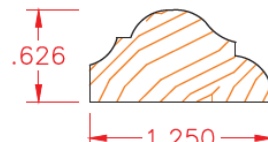
VT offers an assortment of applied mouldings including the MLD-54, which is the most popular profile and VT's standard default moulding. Below are the different surface applied moulding profiles available for us on VT doors. When sending an order in please specify which profile is being used for the project. Please contact your customer service representative for more details on custom moulding profiles. Refer to Surface Applied (Plant On) Mouldings Technical Bulletin for application, fire rating capabilities, and restrictions.



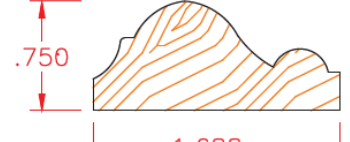
E2



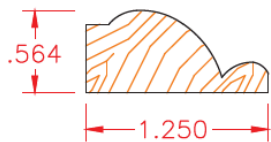
E5



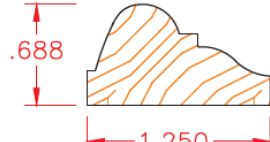
E10



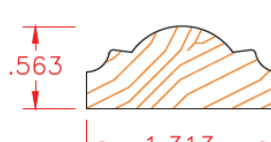
E12



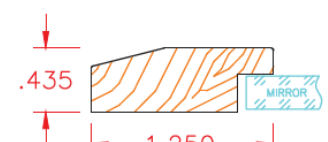
E15



E16



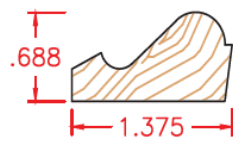
E17



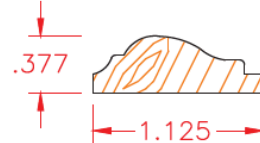
E18



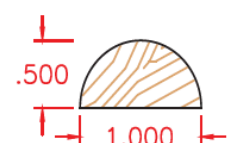
E19



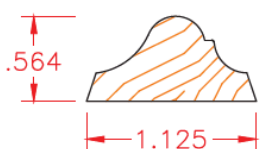
MLD-30



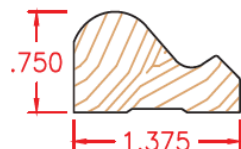
MLD-36



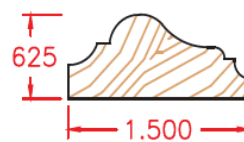
MLD-40



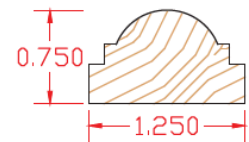
MLD-42



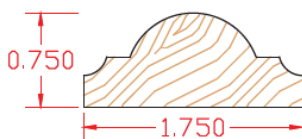
MLD-45



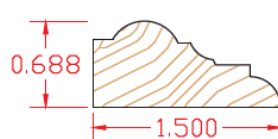
MLD-53



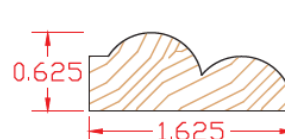
MLD-54



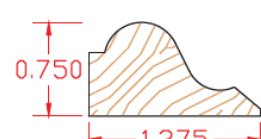
MLD-55



MLD-56

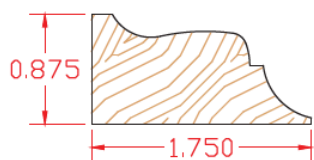


MLD-57

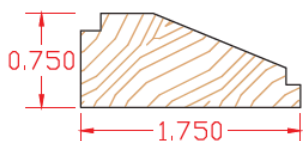


MLD-58

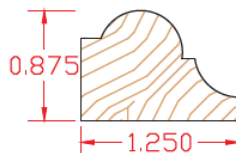
VT STANDARD SURFACE APPLIED MOULDINGS WITH PROFILE DRAWINGS



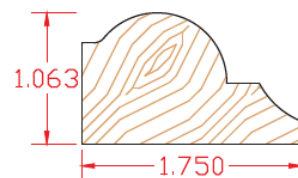
MLD-59



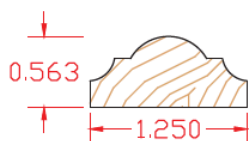
MLD-60



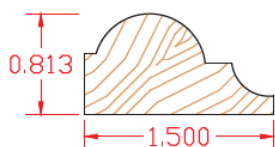
MLD-61



MLD-62



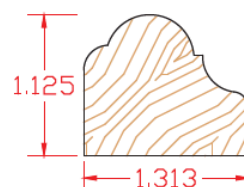
MLD-63



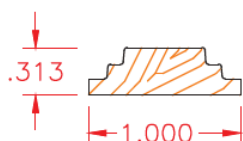
MLD-64



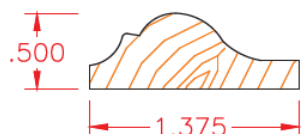
MLD-65



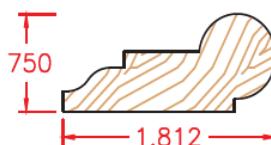
MLD-66



MLD-67



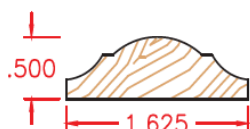
MLD-72



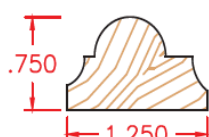
MLD-77



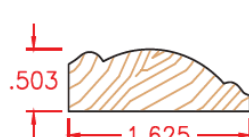
MLD-82



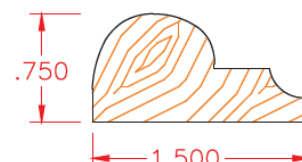
MLD-85



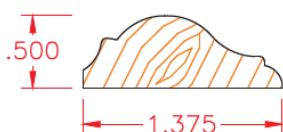
MLD-86



MLD-87



MLD-88



MLD-90