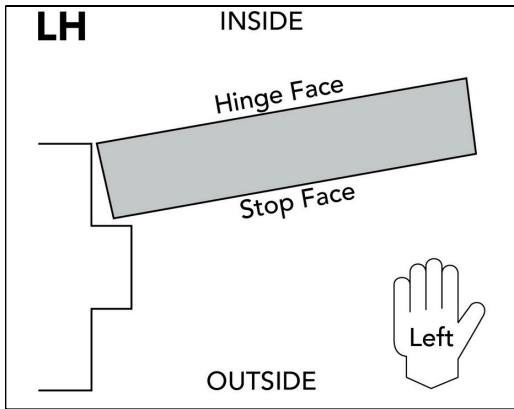


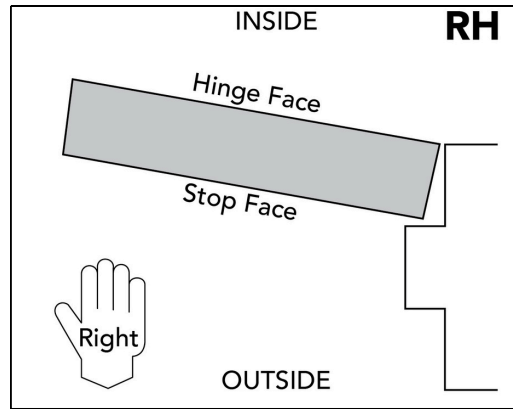
**DOOR HANDING**

**Swing Doors:**

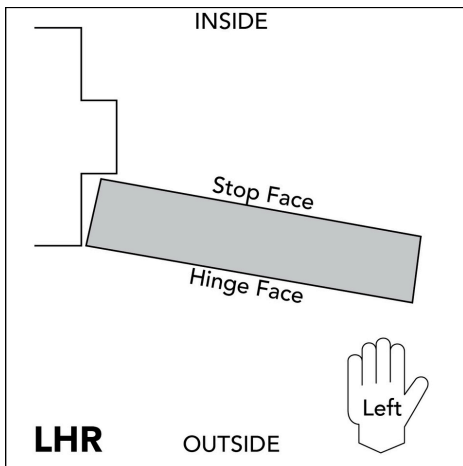
- The hand of the doors is always determined from the outside
- The outside of an interior door is the key side or means of egress (flow of traffic)
- The outside of a closet door is the side opposite the closet



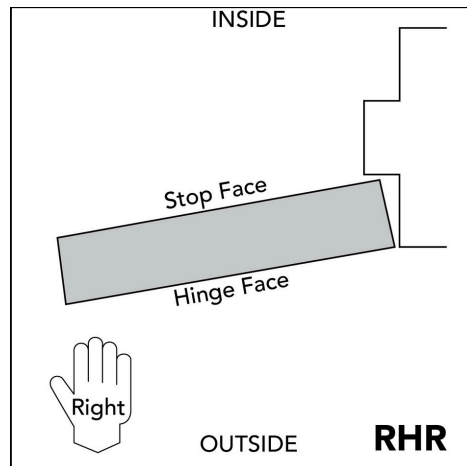
**Left Hand:**  
When the hinges are on the left (concealed from view) and the door swings away from you (into the room/building), the door is Left Hand (LH).



**Right Hand:**  
When the hinges are on the right (concealed from view) and the door swings away from you (into the room/building), the door is Right Hand (RH).



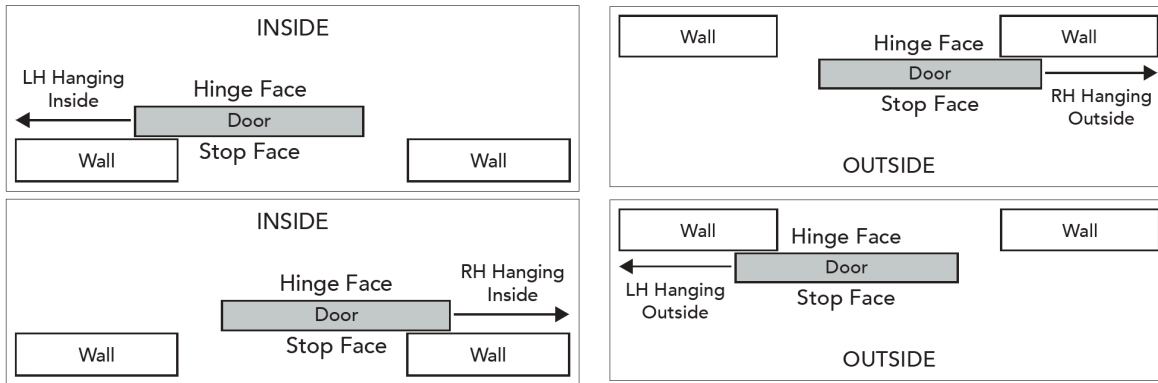
**Left Hand Reverse:**  
When the hinges are on the left (visible) and the door swings toward you, the door is Left Hand Reverse (LHR).



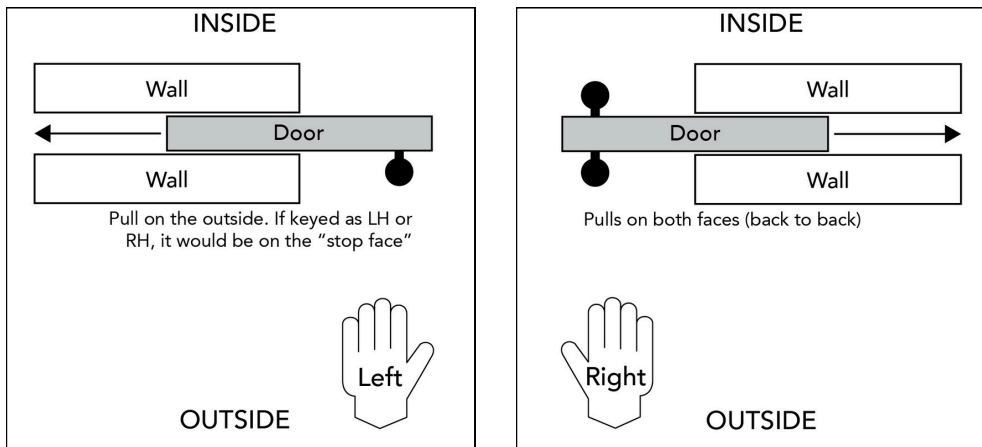
**Right Hand Reverse:**  
When the hinges are on the right (visible) and the door swings toward you, the door is Right Hand Reverse (RHR).

**DOOR HANDING**

**Sliders & Barn Doors:**



**Pocket Doors:**



**Bifold Doors:**

