



VT INDUSTRIES - SUPA COLLECTION

STILE AND RAIL DOOR MACHINING SHEET

Division of VT Industries, Inc.

Date: Prepared by: Page: /

Job Name: PO #:

Frame Opening Size: X Prefit Door Size: X X

| | | | | | | | | | | | | | | | | | | | | | | | | | | | | | | | |
|--------------------------------------------------------------------------------------------------------------------------------------------|----------------------------------------------------------------------------------------------------------------------------------------------------------------------------------------------------------------------------------------------------------------------------------------------------------------------------------------------------------------------------------------------------------------------------------------------------------------------------------------------------------------------------------------------------------------------------------------------------------------------------|---------------------------------------|-----------------------------------|---------------------------------------|---------------------------------|----------------------------|--------------------------------|---------------------------------------|--------------------------------|-----------------------------|--------------------------------------|---------------------------------------|-------------------------------|--------------------------------------------------------------------------------------------------------------------------------------------------------------------------------------------------------------------------------------------------------------------------------------------------------------------------------------------------------------------|---------------------------------------|---------------------------------|---------------------------------------|--------------------------------|---------------------------------------|-------------------------------|-----------------------------------------------------------------------------------------------------------------------------------------------------------------------------------------------------------------------------------------------------------------------------------------------------------------------------------------------------------------------------------------------------------------------------------------------------------------------------------------------------------------------------------------------------------------------------------------|-----------------------------|---------------------------------|---------------------------------------|---------------------------------|---------------------------------------|---------------------------------|-------------------------------|--------------------------------|-----------------------------------|--|
| <p>Allow 1/8" Clearance Elevation</p> <div style="border: 1px solid black; width: 80px; height: 40px; margin: 5px auto;"></div> | <p>Sticking/Bead Type</p> <table style="width: 100%;"> <tr> <td><input type="checkbox"/> B</td> <td><input type="checkbox"/> Ogee (T)</td> <td><input type="checkbox"/> T Single Hip</td> <td><input type="checkbox"/> Square</td> </tr> <tr> <td><input type="checkbox"/> E</td> <td><input type="checkbox"/> Ovolo</td> <td><input type="checkbox"/> B Double Hip</td> <td><input type="checkbox"/> Scoop</td> </tr> <tr> <td><input type="checkbox"/> SQ</td> <td><input type="checkbox"/> Qtr Rnd (O)</td> <td><input type="checkbox"/> B Full Thick</td> <td><input type="checkbox"/> Flat</td> </tr> </table> | <input type="checkbox"/> B | <input type="checkbox"/> Ogee (T) | <input type="checkbox"/> T Single Hip | <input type="checkbox"/> Square | <input type="checkbox"/> E | <input type="checkbox"/> Ovolo | <input type="checkbox"/> B Double Hip | <input type="checkbox"/> Scoop | <input type="checkbox"/> SQ | <input type="checkbox"/> Qtr Rnd (O) | <input type="checkbox"/> B Full Thick | <input type="checkbox"/> Flat | <p>Panel(s)</p> <table style="width: 100%;"> <tr> <td><input type="checkbox"/> T Single Hip</td> <td><input type="checkbox"/> Square</td> </tr> <tr> <td><input type="checkbox"/> B Double Hip</td> <td><input type="checkbox"/> Scoop</td> </tr> <tr> <td><input type="checkbox"/> B Full Thick</td> <td><input type="checkbox"/> Flat</td> </tr> </table> | <input type="checkbox"/> T Single Hip | <input type="checkbox"/> Square | <input type="checkbox"/> B Double Hip | <input type="checkbox"/> Scoop | <input type="checkbox"/> B Full Thick | <input type="checkbox"/> Flat | <p>Fire Rating</p> <table style="width: 100%;"> <tr> <td><input type="checkbox"/> NR</td> <td><input type="checkbox"/> 45 min</td> </tr> <tr> <td><input type="checkbox"/> 20 min CAT B</td> <td><input type="checkbox"/> 60 min</td> </tr> <tr> <td><input type="checkbox"/> 20 min CAT A</td> <td><input type="checkbox"/> 90 min</td> </tr> </table> <p>Frame Type</p> <table style="width: 100%;"> <tr> <td><input type="checkbox"/> Wood</td> <td><input type="checkbox"/> Steel</td> </tr> <tr> <td><input type="checkbox"/> Aluminum</td> <td></td> </tr> </table> | <input type="checkbox"/> NR | <input type="checkbox"/> 45 min | <input type="checkbox"/> 20 min CAT B | <input type="checkbox"/> 60 min | <input type="checkbox"/> 20 min CAT A | <input type="checkbox"/> 90 min | <input type="checkbox"/> Wood | <input type="checkbox"/> Steel | <input type="checkbox"/> Aluminum | |
| <input type="checkbox"/> B | <input type="checkbox"/> Ogee (T) | <input type="checkbox"/> T Single Hip | <input type="checkbox"/> Square | | | | | | | | | | | | | | | | | | | | | | | | | | | | |
| <input type="checkbox"/> E | <input type="checkbox"/> Ovolo | <input type="checkbox"/> B Double Hip | <input type="checkbox"/> Scoop | | | | | | | | | | | | | | | | | | | | | | | | | | | | |
| <input type="checkbox"/> SQ | <input type="checkbox"/> Qtr Rnd (O) | <input type="checkbox"/> B Full Thick | <input type="checkbox"/> Flat | | | | | | | | | | | | | | | | | | | | | | | | | | | | |
| <input type="checkbox"/> T Single Hip | <input type="checkbox"/> Square | | | | | | | | | | | | | | | | | | | | | | | | | | | | | | |
| <input type="checkbox"/> B Double Hip | <input type="checkbox"/> Scoop | | | | | | | | | | | | | | | | | | | | | | | | | | | | | | |
| <input type="checkbox"/> B Full Thick | <input type="checkbox"/> Flat | | | | | | | | | | | | | | | | | | | | | | | | | | | | | | |
| <input type="checkbox"/> NR | <input type="checkbox"/> 45 min | | | | | | | | | | | | | | | | | | | | | | | | | | | | | | |
| <input type="checkbox"/> 20 min CAT B | <input type="checkbox"/> 60 min | | | | | | | | | | | | | | | | | | | | | | | | | | | | | | |
| <input type="checkbox"/> 20 min CAT A | <input type="checkbox"/> 90 min | | | | | | | | | | | | | | | | | | | | | | | | | | | | | | |
| <input type="checkbox"/> Wood | <input type="checkbox"/> Steel | | | | | | | | | | | | | | | | | | | | | | | | | | | | | | |
| <input type="checkbox"/> Aluminum | | | | | | | | | | | | | | | | | | | | | | | | | | | | | | | |

| | | | | | |
|--------------------------------------|----------------------------------|-----------------------------------------------------|-------------------------------|----------------------|--|
| Stiles & Rails Dimensions | | Finish | | Environmental | |
| Lock Stile <input type="text"/> | Top Rail <input type="text"/> | <input type="checkbox"/> Primed | <input type="checkbox"/> FSC | STC | |
| Hinge Stile <input type="text"/> | Mid-Rail <input type="text"/> | <input type="checkbox"/> Color <input type="text"/> | <input type="checkbox"/> NAUF | | |
| Mullion <input type="text"/> | Bottom Rail <input type="text"/> | Finish Approval # <input type="text"/> | | | |

| | | | | | | | |
|----------------------------------|--------------------------------------|-------------------------------------|--------------------------------------------------------------------|----------------------------------------|--|-------------------|--|
| Glass/Mirror | | Louvers | | Bevel | | Wood Frame | |
| Supplied By <input type="text"/> | Thickness/Type <input type="text"/> | <input type="checkbox"/> Plantation | Active <input type="checkbox"/> In-Active <input type="checkbox"/> | Standard 3/4" Thickness | | | |
| <input type="checkbox"/> Other | Glass Type <input type="text"/> | <input type="checkbox"/> Oval | HS <input type="checkbox"/> LS <input type="checkbox"/> | Throat/Wall Depth <input type="text"/> | | | |
| <input type="checkbox"/> VT | Glass thickness <input type="text"/> | <input type="checkbox"/> FALSE | | | | | |
| | 1/4" Mirror <input type="checkbox"/> | | | | | | |

Other Hardware/Remarks (i.e. viewers, door bottoms, roller latches, etc)

| QTY | DOOR #'S | Swing |
|-----|----------|-------|
| | | |
| | | |
| | | |
| | | |
| | | |
| | | |
| | | |
| | | |
| | | |

Quantity of doors on this page:

Lock

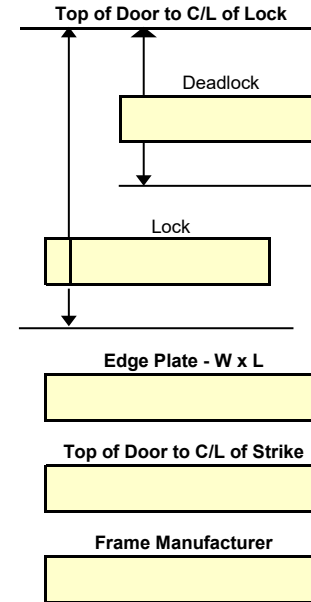
Manufacturer

Mfg. # / Trim

Template

Backset

Strike



Deadlock

Manufacturer

Mfg. #

Template

Backset

Strike/Keeper (No Lip)

Hinge

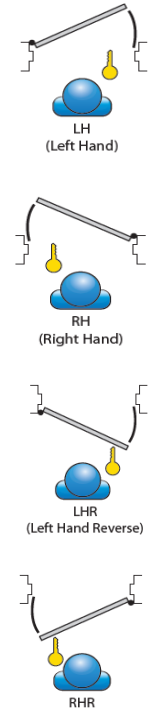
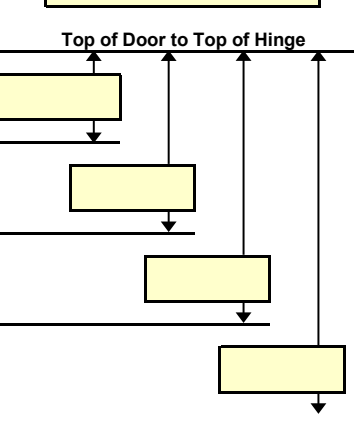
Gauge

Size

Backset on Door

Template

Corner



| Flushbolt(s) Numbers & Template: | | | Model # | Template |
|-------------------------------------|----------------------------------------|------------------------------|-------------------------------------------|-------------------------------------------|
| <input type="checkbox"/> Top Length | <input type="checkbox"/> Bottom Length | <input type="checkbox"/> Set | <input style="width: 100%;" type="text"/> | <input style="width: 100%;" type="text"/> |
| <input type="text"/> | <input type="text"/> | | | |

| Mortise Holders, Stops, Closers | Model # | Template |
|-------------------------------------------------------------|-------------------------------------------|-------------------------------------------|
| Degree of Opening <input style="width: 100%;" type="text"/> | <input style="width: 100%;" type="text"/> | <input style="width: 100%;" type="text"/> |
| Deadstop or Stop <input style="width: 100%;" type="text"/> | | |