

**STILE & RAIL DUTCH DOOR
MACHINING SHEET**



VT INDUSTRIES INC.
ARCHITECTURAL WOOD DOORS
800.827.1615
WWW.VTINDUSTRIES.COM/DOORS

Date: Prepared by: Page:

Heritage Artistry Job Name: Job #:

Core: Rating: Face Material:

Stile Finish: -1 Unfinished -2 Finished -3 HPDL -4 Painted -9 Primed

Frame Opening Size: X

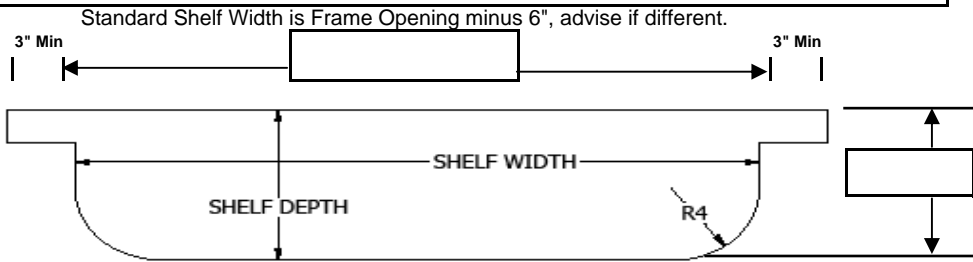
Prefit Door Size: X X

Flushbolt(s) Number & Template:
 Top Bottom Set

Panel(s)	Louver(s)	Glass	
<input type="checkbox"/> Raised <input type="checkbox"/> Flat	<input type="checkbox"/> Round Slat <input type="checkbox"/> Chevron	Supplied By <input type="checkbox"/> Other <input type="checkbox"/> VT	Thickness/Type <input type="checkbox"/> 1/4" Tempered <input type="checkbox"/> 3/16" Clear Firelite© <input type="checkbox"/> 1/4" Wire <input type="checkbox"/> Other: <input type="text"/>

Mortise Holders / Stop - Degree of Opening - Template:

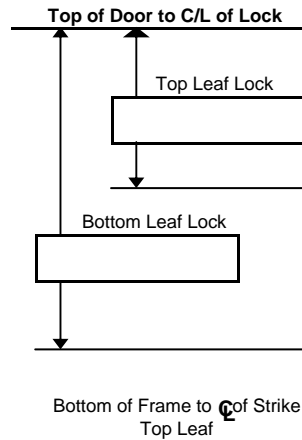
Other Hardware / Remarks:



No Shelf Shelf Stop Face Shelf Hinge Face Shelf Centered Both Faces

Door #'s	Swing
<input type="text"/>	<input type="text"/>
<input type="text"/>	<input type="text"/>
<input type="text"/>	<input type="text"/>

Quantity of doors on this page:



Bottom Leaf

Bottom Leaf Lock

Manufacturer/Model

Mfg. #

Trim

Template

BS/Strike

DUTCH DOOR

Top Leaf Height

Sticking

Ovolo
 Square
 Ogee
 Other - Supply Drawing

Elevation

Top Leaf Lock

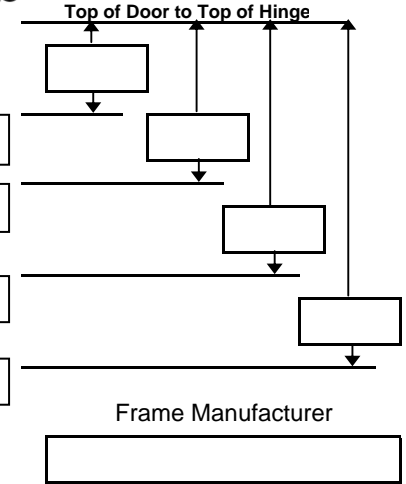
Manufacturer/Model

Mfg. #

Template

Backset

Strike/Keeper



Wood Frame by VT
Wood Frame Elevation

Hinge

Gauge

Size

Backset on Door

Template