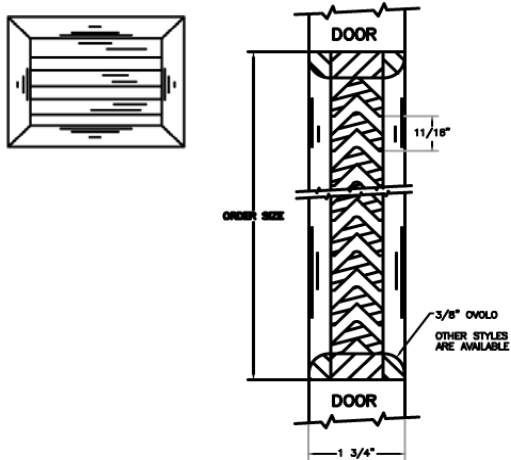


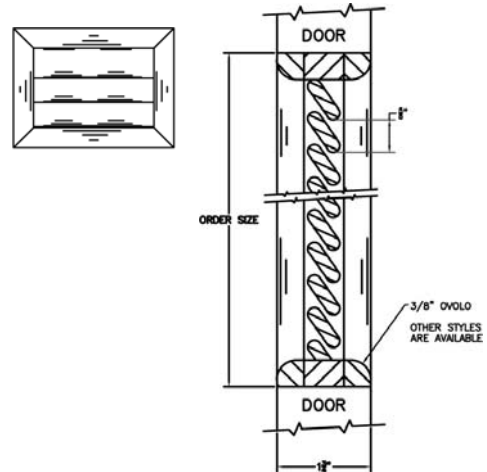
STANDARD LOUVERS

Heritage Collection

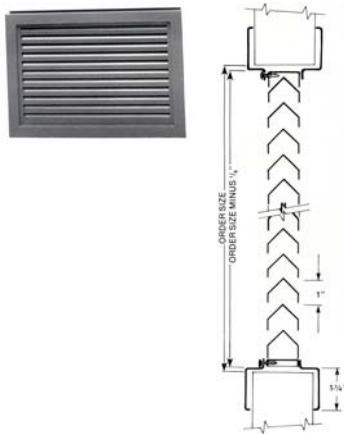
Chevron Wood Louver
Regular for non-rated doors
Variety of Species



Flat Slat Wood Louver
Regular for non-rated doors
Variety of Species

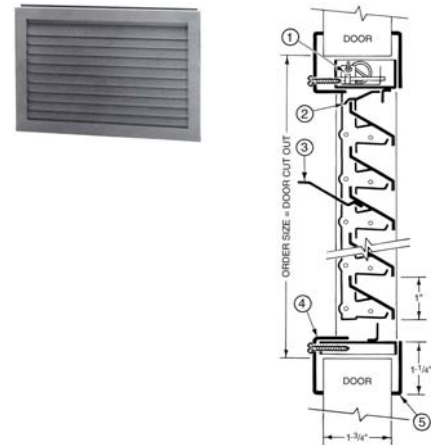


Metal Louver
800-A1
for non-rated doors
Grey Prime



Vandal-proof design; basic blade unit with flanged frame welded to face (corridor) side and separate removable flanged frame on opposite side

Metal Louver
1900-A
for 45-, 60-, 90-minute doors
Grey Prime



1. Heat-actuated closure mechanism with 135°
2. Fusible link
3. Integral blade stop holds blades in open position
4. Adjusting tab
5. Adjusting mounting flange frame
6. Fixed face frame

NOTES:

- 20-minute doors with louvers are not allowed.
- Give all louver dimensions as width x height.
- Refer to Product Update #P104F for more details.