

Date: \_\_\_\_\_

Prepared by: \_\_\_\_\_

Page: \_\_\_\_\_ / \_\_\_\_\_

# FLUSH DUTCH DOOR MACHINING SHEET

Heritage  Artistry

Job Name: \_\_\_\_\_

Job #: \_\_\_\_\_



VT INDUSTRIES INC.  
ARCHITECTURAL WOOD DOORS  
800.827.1615  
WWW.VTINDUSTRIES.COM/DOORS

Core: \_\_\_\_\_

Rating: \_\_\_\_\_

Face Material: \_\_\_\_\_

Stile Finish:  -1 Unfinished  -2 Finished  -3 HPDL  -4 Painted  -9 Primed

Frame Opening Size: \_\_\_\_\_ X \_\_\_\_\_

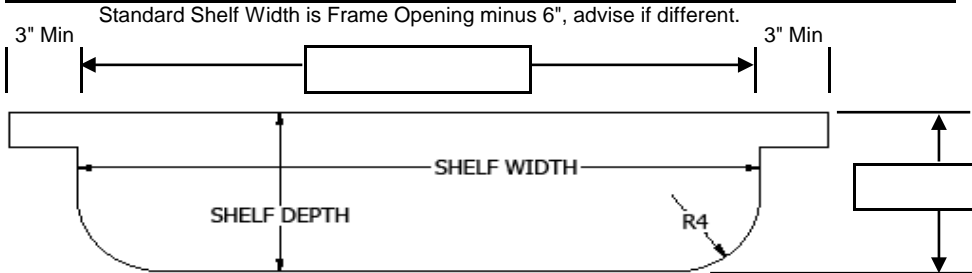
Prefit Door Size: \_\_\_\_\_ X \_\_\_\_\_ X \_\_\_\_\_

Flushbolt(s) Number & Template:  
 Top  Bottom  Set

Inner Rails: Top:  5" -OR- \_\_\_\_\_  
Bottom:  5" -OR- \_\_\_\_\_

Lockblock(s):  
 Yes Qty: \_\_\_\_\_

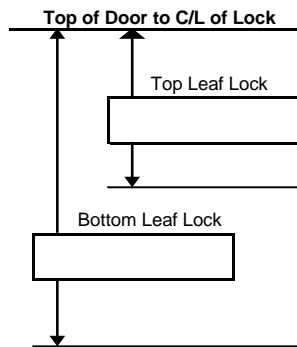
Other Hardware/Remarks: \_\_\_\_\_



No Shelf  Shelf Stop Face  Shelf Hinge Face  Shelf Centered Both Faces

Door #'s	Swing

Quantity of doors on this page: \_\_\_\_\_

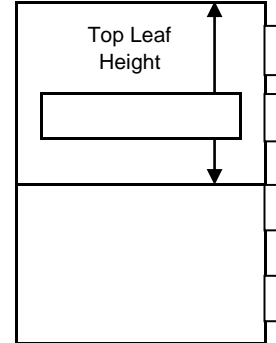


Bottom of Frame to C of Strike Top Leaf  
Bottom Leaf

**Bottom Leaf Lock**

Manufacturer/Model  
Mfg. #  
Trim  
Template  
BS/Strike

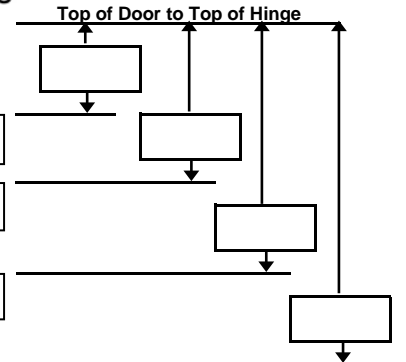
## DUTCH DOOR



**Elevation**

**Top Leaf Lock**

Manufacturer/Model  
Mfg. #  
Template  
Backset  
Strike/Keeper



Frame Manufacturer  
\_\_\_\_\_

Wood Frame by VT  
Wood Frame Elevation

**Hinge**

Gauge  
Size  
Backset on Door  
Template