

## COMMONLY USED ASTRAGALS & EDGE SETS

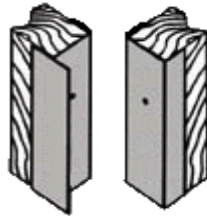
### Heritage Collection



215FBA 1-1/2-inch (1-1/2") flat bar astragal (FBA) typically furnished with 20-minute pairs of doors.

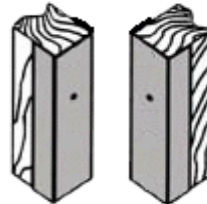


204L 1-inch (1") "h" shaped astragal typically furnished with lead-lined doors.

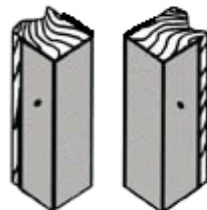


207 1-inch (1") legged metal channel & "h" shaped astragal set typically furnished with 45-, 60-, and 90-minute pairs of single egress doors.

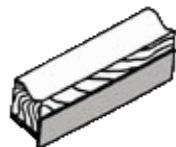
For double egress pairs use a 212.



208 1-inch (1") legged metal channel set typically furnished with 45-, 60-, and 90-minute pairs where surface vertical rod or rim exit devices are used.



251 5-inch (5") legged metal channel set typically furnished with all doors with a concealed vertical rod exit device.



204 Door/transom "T" shaped astragal typically furnished with straight cut 20-minute units where no fixed bar occurs between the door and transom. Neutral Pressure only.

All product numbers are All Metals Stamping