

- Doors meet AWS Section 9 Premium quality standards
- Panels are double refined MDF
- Stiles and rails are double refined MDF; stiles have hardwood edge
- Available as single prehung units or doubles sent knockdown
- Hinge options: square corner ball bearing hinges - satin nickel, oil rubbed bronze, and polished chrome
- FSC certified by request, FSC-C002211
- No added urea-formaldehyde, available by request
- Minimum 86% post-industrial recycled material
- 20, 45, 60, 90 minute stile & rail fire ratings

FACTORY FINISH

- Doors are available with water based paint
- Can match paint to any major paint manufacturer color swatch as well as custom color match by submitting physical sample (minimum 3" x 5")
- All VT EnVivo factory-finished doors have sealed top and bottom rails


STICKING OPTIONS

- Standard for style #100 - S sticking, flat panel
- Custom options available upon request

DIMENSIONS[^]

Door Height	Door Width	Door Thickness	Stile & Rail Width	Bottom Rail Width
6'- 8" through 8'-0"	1'-6", 2'-0", 2'-6, 2'-8", or 3'0"	1-3/8", 1-3/4", or 2-1/4"	5"	8"

[^] Custom sizes and options available, longer lead times may apply
 Jambs available in 4-9/16" through 6-9/16" in finger joint pine and solid poplar; wider and narrower options and rabbetted available



- Doors meet AWS Section 9 Premium quality standards
- Panels are double refined MDF
- Stiles and rails are double refined MDF; stiles have hardwood edge
- Available as single prehung units or doubles sent knockdown
- Hinge options: square corner ball bearing hinges - satin nickel, oil rubbed bronze, and polished chrome
- FSC certified by request, FSC-C002211
- No added urea-formaldehyde, available by request
- Minimum 86% post-industrial recycled material
- 20, 45, 60, 90 minute stile & rail fire ratings

FACTORY FINISH

- Doors are available with water based paint
- Can match paint to any major paint manufacturer color swatch as well as custom color match by submitting physical sample (minimum 3" x 5")
- All VT EnVivo factory-finished doors have sealed top and bottom rails

STICKING OPTIONS


- Standard for style #2 Panel- R sticking, B double hip panel
- Custom options available upon request

DIMENSIONS[^]

Door Height	Door Width	Door Thickness	Stile & Rail Width	Bottom Rail Width
6'- 8" through 8'-0"	1'-6", 2'-0", 2'-6, 2'-8", or 3'0"	1-3/8", 1-3/4", or 2-1/4"	5"	8"

[^] Custom sizes and options available, longer lead times may apply

Jambs available in 4-9/16" through 6-9/16" in finger joint pine and solid poplar; wider and narrower options and rabbetted available



- Doors meet AWS Section 9 Premium quality standards
- Panels are double refined MDF
- Stiles and rails are double refined MDF; stiles have hardwood edge
- Available as single prehung units or doubles sent knockdown
- Hinge options: square corner ball bearing hinges - satin nickel, oil rubbed bronze, and polished chrome
- FSC certified by request, FSC-C002211
- No added urea-formaldehyde, available by request
- Minimum 86% post-industrial recycled material
- 20, 45, 60, 90 minute stile & rail fire ratings

FACTORY FINISH

- Doors are available with water based paint
- Can match paint to any major paint manufacturer color swatch as well as custom color match by submitting physical sample (minimum 3" x 5")
- All VT EnVivo factory-finished doors have sealed top and bottom rails

STICKING OPTIONS

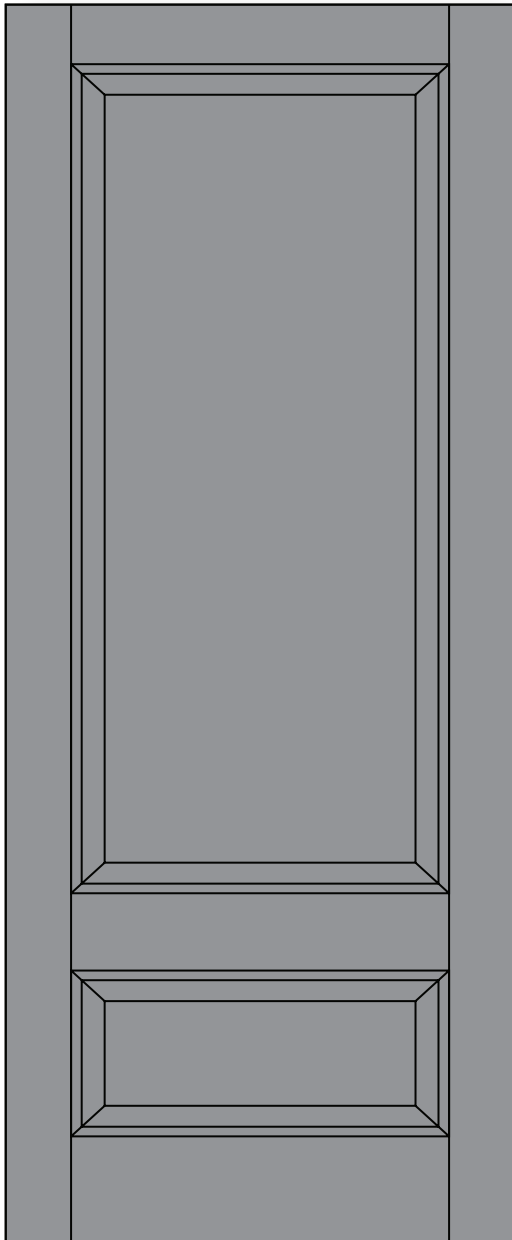
- Standard for style #2 Panel Victorian- R sticking, B double hip panel
- Custom options available upon request

DIMENSIONS[^]

Door Height	Door Width	Door Thickness	Stile & Rail Width	Bottom Rail Width
6'- 8" through 8'-0"	1'-6", 2'-0", 2'-6, 2'-8", or 3'0"	1-3/8", 1-3/4", or 2-1/4"	5"	8"

[^] Custom sizes and options available, longer lead times may apply

Jambs available in 4-9/16" through 6-9/16" in finger joint pine and solid poplar; wider and narrower options and rabbetted available



- Doors meet AWS Section 9 Premium quality standards
- Panels are double refined MDF
- Stiles and rails are double refined MDF; stiles have hardwood edge
- Available as single prehung units or doubles sent knockdown
- Hinge options: square corner ball bearing hinges - satin nickel, oil rubbed bronze, and polished chrome
- FSC certified by request, FSC-C002211
- No added urea-formaldehyde, available by request
- Minimum 86% post-industrial recycled material
- 20, 45, 60, 90 minute stile & rail fire ratings

FACTORY FINISH

- Doors are available with water based paint
- Can match paint to any major paint manufacturer color swatch as well as custom color match by submitting physical sample (minimum 3" x 5")
- All VT EnVivo factory-finished doors have sealed top and bottom rails

STICKING OPTIONS


- Standard for style #225 - escala sticking, flat panel
- Custom options available upon request

DIMENSIONS[^]

Door Height	Door Width	Door Thickness	Stile & Rail Width	Bottom Rail Width
6'- 8" through 8'-0"	1'-6", 2'-0", 2'-6, 2'-8", or 3'0"	1-3/8", 1-3/4", or 2-1/4"	5"	8"

[^] Custom sizes and options available, longer lead times may apply

Jambs available in 4-9/16" through 6-9/16" in finger joint pine and solid poplar; wider and narrower options and rabbetted available



- Doors meet AWS Section 9 Premium quality standards
- Panels are double refined MDF
- Stiles and rails are double refined MDF; stiles have hardwood edge
- Available as single prehung units or doubles sent knockdown
- Hinge options: square corner ball bearing hinges - satin nickel, oil rubbed bronze, and polished chrome
- FSC certified by request, FSC-C002211
- No added urea-formaldehyde, available by request
- Minimum 86% post-industrial recycled material
- 20, 45, 60, 90 minute stile & rail fire ratings

FACTORY FINISH

- Doors are available with water based paint
- Can match paint to any major paint manufacturer color swatch as well as custom color match by submitting physical sample (minimum 3" x 5")
- All VT EnVivo factory-finished doors have sealed top and bottom rails


STICKING OPTIONS

- Standard for style #3 Panel- S sticking, flat panel
- Custom options available upon request

DIMENSIONS[^]

Door Height	Door Width	Door Thickness	Stile & Rail Width	Bottom Rail Width
6'- 8" through 8'-0"	1'-6", 2'-0", 2'-6, 2'-8", or 3'0"	1-3/8", 1-3/4", or 2-1/4"	5"	8"

[^] Custom sizes and options available, longer lead times may apply
Jambs available in 4-9/16" through 6-9/16" in finger joint pine and solid poplar; wider and narrower options and rabbetted available



- Doors meet AWS Section 9 Premium quality standards
- Panels are double refined MDF
- Stiles and rails are double refined MDF; stiles have hardwood edge
- Available as single prehung units or doubles sent knockdown
- Hinge options: square corner ball bearing hinges - satin nickel, oil rubbed bronze, and polished chrome
- FSC certified by request, FSC-C002211
- No added urea-formaldehyde, available by request
- Minimum 86% post-industrial recycled material
- 20, 45, 60, 90 minute stile & rail fire ratings

FACTORY FINISH

- Doors are available with water based paint
- Can match paint to any major paint manufacturer color swatch as well as custom color match by submitting physical sample (minimum 3" x 5")
- All VT EnVivo factory-finished doors have sealed top and bottom rails


STICKING OPTIONS

- Standard for style #True/False Louver- E sticking
- Custom options available upon request

DIMENSIONS[^]

Door Height	Door Width	Door Thickness	Stile & Rail Width	Bottom Rail Width
6'- 8" through 8'-0"	1'-6", 2'-0", 2'-6, 2'-8", or 3'0"	1-3/8", 1-3/4", or 2-1/4"	5"	8"

[^] Custom sizes and options available, longer lead times may apply
 Jambs available in 4-9/16" through 6-9/16" in finger joint pine and solid poplar; wider and narrower options and rabbetted available



- Doors meet AWS Section 9 Premium quality standards
- Panels are double refined MDF
- Stiles and rails are double refined MDF; stiles have hardwood edge
- Available as single prehung units or doubles sent knockdown
- Hinge options: square corner ball bearing hinges - satin nickel, oil rubbed bronze, and polished chrome
- FSC certified by request, FSC-C002211
- No added urea-formaldehyde, available by request
- Minimum 86% post-industrial recycled material
- 20, 45, 60, 90 minute stile & rail fire ratings

FACTORY FINISH

- Doors are available with water based paint
- Can match paint to any major paint manufacturer color swatch as well as custom color match by submitting physical sample (minimum 3" x 5")
- All VT EnVivo factory-finished doors have sealed top and bottom rails

STICKING OPTIONS

- Standard for style #L100- R sticking
- Custom options available upon request

DIMENSIONS[^]

Door Height	Door Width	Door Thickness	Stile & Rail Width	Bottom Rail Width
6'- 8" through 8'-0"	1'-6", 2'-0", 2'-6, 2'-8", or 3'0"	1-3/8", 1-3/4", or 2-1/4"	5"	8"

[^] Custom sizes and options available, longer lead times may apply
Jambs available in 4-9/16" through 6-9/16" in finger joint pine and solid poplar; wider and narrower options and rabbetted available