



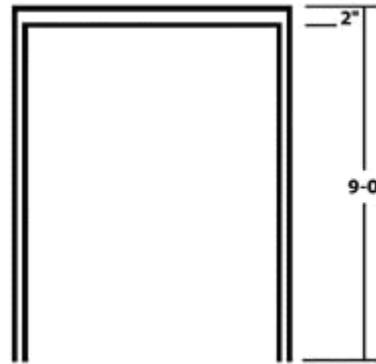
## FIGURING TRANSOM DIMENSIONS

### Heritage Collection – Flush

#### SQUARE BOTTOM TRANSOM

##### No Bar in Frame

Overall height	9-0	
Door height	- 7-0	
	2-0	
Frame header	- 0-2	
	1-10	
Top clearance	- 1/8"	
<b>Net Transom Height</b>	<b>1-9 7/8"</b>	



Nominal door height	7-0	
Top clearance	- 1/8"	
	6-11 7/8"	
Undercut	- 1/2"	
<b>Net Door Height</b>	<b>6-11 3/8"</b>	

#### RABBETED TRANSOM

##### (Example: 1/2" Rabbeted)

Overall height	9-0	
Door height	- 7-0	
	2-0	
Frame header	- 0-2	
	1-10	
Top clearance	- 1/8"	
	1-9 7/8"	
Rabbeted dimension	+ 1/2"	
<b>Net Transom Height</b>	<b>1-10 3/8"</b>	

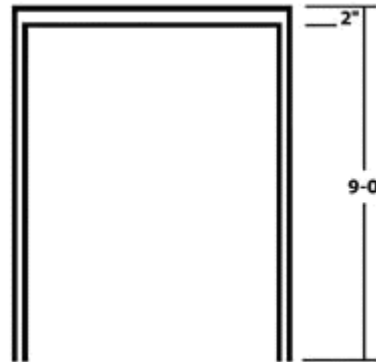


Figure **Net Door Height** as demonstrated previously.



**SQUARE BOTTOM TRANSOM**

**Fixed Bar Between Door & Transom**

Overall height	9-0	
Door height	- 7-0	
		<hr/>
	2-0	
Frame header	- 0-2	
		<hr/>
	1-10	
Bar thickness	- 0-2	
		<hr/>
	1-8	
Top clearance	- 1/8"	
		<hr/>
	1-7	7/8"
Bottom clearance	- 1/8"	
		<hr/>
<b>Net Transom Height</b>	<b>1-7</b>	<b>3/4"</b>

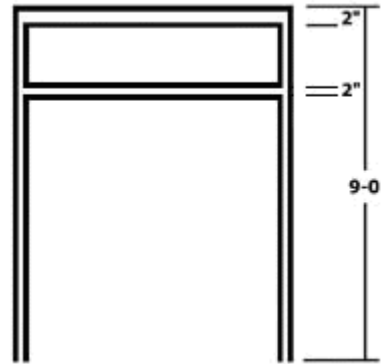


Figure **Net Door Height** as demonstrated previously.

**SQUARE TRANSOM  
with #217 astragal set**

Overall height	9-0	
Door height	- 7-0	
		<hr/>
	2-0	
Frame header	- 0-2	
		<hr/>
	1-10	
Top clearance	- 1/8"	
		<hr/>
	1-9	7/8"
Bottom clearance	- 1/8"	
		<hr/>
<b>Net Transom Height</b>	<b>1-9</b>	<b>3/4"</b>

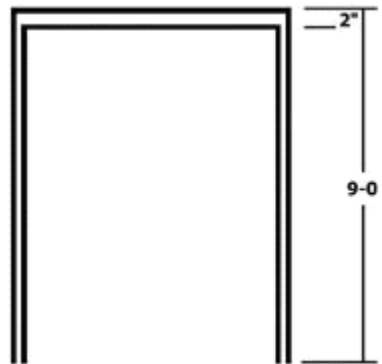


Figure **Net Door Height** as demonstrated previously.